





Description

Profile Projector [GP] for projection of gobos on a surface.

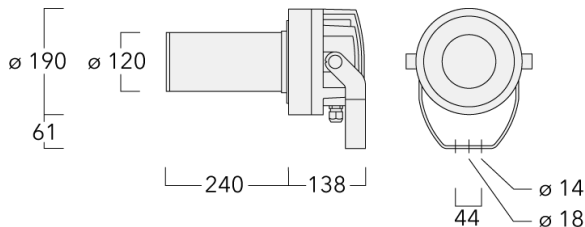
Spherical and aspherical, double flat convex lens system. Aperture angle ranges from 12-16°.

Gobo size G. Gobo outside diameter 66 mm, max printable area d = 48 mm. WE-EF recommends d = 38 mm.

IP66. Class I. IK07. Marine-grade, die-cast aluminum alloy. 5CE superior corrosion protection including PCS hardware. Silicone CCG® Controlled Compression Gasket. Safety glass main lens. One cable gland, second gland for through wiring on request. PMMA LED lens array. Integral driver, thermally separated. Factory-installed LED circuit board. LED board can be removed for upgrading.

Specify product with 7 Digit product code - Finish Color. Accessories, such as mounting, optical, and electrical, must be specified separately.

Example: XXX-XXXX-9004 (Black)
+ XXX-XXXX (Accessory 1)



Specifications

Material description

Colors	RAL9004 Signal black	RAL9007 Grey aluminium	RAL9016 Traffic white	RAL8019 Grey brown
Ingress protection	IP66			
Impact resistance	IK07			






Electrical description

Power supply	Integral [ECG] electronic driver 120V-277V. 0-10V dimmable, to be specified with order.
Driver / Ballast	Standard. Optional DALI version available. To be specified at time of ordering.
Surge protection	Integral 10kV Surge Protector
Energy efficiency	F (Light source)


Additional information

Length x Width (inches)	7.48
Listings	ETL, UL-1598, CSA-C22.2#250.0. Suitable for Wet Locations.
Windage	0.503
Lifetime	Ta=25°/40° L70B50 > 50000h

Options

Light distribution	Color temperature	Nominal Watt
 [GP]	 3000K	24 W
	 3000K	37 W
	 4000K	
	 2700K	

Configurations

Light distribution	Part ID	Light source	Delivered lumens	Rated input power	CRI
 <p>[GP]</p>	139-2509	LED-1/24W/2700K	958.9 lm	24 W	80
	139-2509	LED-1/24W/2700K	990.3 lm	24 W	80
	139-2128	LED-1/24W/3000K	987.4 lm	24 W	80
	139-2128	LED-1/24W/3000K	1019.7 lm	24 W	80
	139-2129	LED-1/24W/4000K	1030.1 lm	24 W	80
	139-2129	LED-1/24W/4000K	1063.9 lm	24 W	80
	139-2512	LED-1/37W/2700K	1300.8 lm	37 W	80
	139-2512	LED-1/37W/2700K	1343.5 lm	37 W	80
	139-2116	LED-1/37W/3000K	1339.3 lm	37 W	80
	139-2116	LED-1/37W/3000K	1383.2 lm	37 W	80
	139-2124	LED-1/37W/4000K	1396.3 lm	37 W	80
	139-2124	LED-1/37W/4000K	1442 lm	37 W	80